

The Singapore Modeled-Drawing Approach

1. Read the entire problem
2. Decide **who** is involved in the problem.
3. Decide **what** is involved in the problem with relation to the “who”.
4. Draw unit bars of **equal length**.
5. Read each sentence, one at a time, and put the information into the unit bars, adding parts on, taking away parts, and dividing parts up as necessary to adequately express the given information.
6. Identify the part that is being sought and mark it somehow, usually with a question mark.
7. Work the computation to the side or underneath the drawings.
8. Make sure the answer makes sense and answers the question being asked. Answering the question in a complete sentence helps with this.

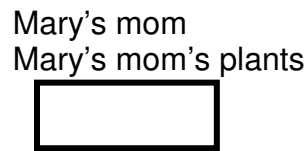
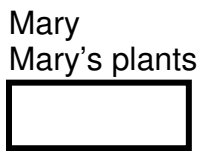
Example:

Mary has five less than twice the number of plants her mom has. If her mom has twelve plants, how many do they have together?

The who:

The what:

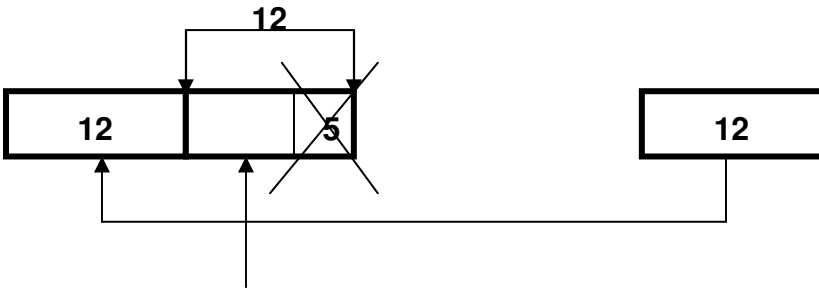
Unit bars of equal lengths:



“Mary has five less than twice the number of plants her mom has.” (We make Mary’s bar twice as long and remove 5.)

Mary's plants

Mary's mother's plants



What goes here?

What we are looking for is how many plants Mary and her mom have together, so we’re going to add Mary’s plants and Mary’s mom’s plants together.

How many plants does Mary have? _____ How many plants does Mary’s mom have? _____

How many do they have together? _____ = _____

Complete Sentence with the answer:

Mary and her mom have _____ plants altogether.