

Augusta Technical College
Annual Report
January 2006

PRESIDENT'S MESSAGE

Augusta Technical College is a two-year public technical college serving a five county district in East Georgia – Burke, Columbia, Lincoln, McDuffie, and Richmond counties. The College is proud of its role in developing choices for individuals to use in career planning and development. We are committed to our mission to serve the citizens of the Central Savannah River Area.

The College has been the community leader in providing quality technical education programs for more than 40 years. This places Augusta Technical College in the position of making positive contributions to the lives of area citizens and to the economic growth and development of the service area.

The purpose of the Annual Report is to provide the public, the students, the faculty, the staff, and the administration of Augusta Technical College with a common set of data from which to develop their perceptions of the College environment. This publication was developed for use as a resource and the Board of Directors, faculty, staff and I are pleased to present the 2006 Annual Report.

Terry D. Elam,
President

TABLE OF CONTENTS

Augusta Tech Timeline.....	4
Mission and Goals.....	5
Board of Directors.....	6
Accreditation.....	7
Locations.....	8
Instructional Programs.....	8
Advisory Committees.....	8
Guarantee.....	8
Service Area Profile.....	9
Student Profile.....	10
Enrollment Trend Data for Credit, Adult Literacy, Continuing Education, and Non-Credit Programs.....	11
Credit Enrollment by Ethnic Background.....	12
Fall Quarter Enrollment by Age Groups.....	13
Full-time and Part-time Credit Enrollment.....	14
Credit Enrollment by Education Level.....	15
Financial Aid Recipients.....	16
Graduate Placement Summary.....	17
Summary Statement of Funds Available and Expenditures.....	18
End of Year Summary Report.....	19

AUGUSTA TECHNICAL COLLEGE TIMELINE

- 1961** Augusta Area Vocational-Technical School was established by the Georgia State Board of Education in conjunction with the Richmond County Board of Education.
- 1963** The Richmond Area Vocational School was established.
- 1966** The two schools were combined to form Augusta Area Technical School.
- 1981** With the exception of the health occupations programs, which remained in a facility on Walton Way, the programs offered by Augusta Area Technical School were moved to one campus located off Deans Bridge Road.
- 1984** The first students graduated with an Associate of Applied Technology Degree (AAT).
- 1987** Augusta Area Technical School became a state school operated by the Georgia State Board of Technical and Adult Education. The State Board changed the school name to Augusta Technical Institute. The Augusta Technical Institute Foundation was founded to promote higher education by acquiring and administering cash, grants, and other funds to support scholarships, building projects, and other programs at Augusta Technical Institute.
- 1990** Augusta Technical Institute became Augusta's leading provider of literacy education when the school accepted responsibility for the Office of Adult Literacy.
- 1991** Allied Health programs moved to the Deans Bridge Road campus when construction was completed on a new Health Sciences building.
- 1995** The Augusta Technical Institute Foundation launched The Power To Be Campaign, a major gifts campaign to provide furnishings and equipment for Augusta Technical Institute's Thomson/McDuffie and Waynesboro/Burke Campuses, technology support, and funds for future land acquisition and capital construction.
- 1997** Plans were announced for the Waynesboro/Burke Campus. The Office of Adult Literacy was moved to the Augusta Campus. The Thomson/McDuffie Campus opened.
- 1999** Construction began on the Waynesboro/Burke Campus of Augusta Technical Institute. Plans for the Student Services/Classroom Building were announced for the Augusta Campus.
- 2000** Augusta Technical Institute's name became Augusta Technical College. The Waynesboro/Burke Campus of Augusta Technical College opened.
- 2001** Groundbreaking for the Student Services/Classroom Building was held on December 4, 2001.
- 2002** The 900 building was dedicated to Thelma "T" Ray Allgood.
- 2003** The Student Services/Classroom Building opened.
- 2004** The dedication of the Student Services/Classroom Building was held on April 29, 2004.

AUGUSTA TECHNICAL COLLEGE MISSION AND GOALS

Mission

The mission of Augusta Technical College is to promote the educational, economic, and community development of the Central Savannah River Area.

Goals

- To provide competency based associate degree, diploma, and technical certificate of credit programs to prepare students for employment.
- To provide adult basic education services and developmental courses to prepare students for access to postsecondary education.
- To provide opportunities for lifelong learning through credit and non-credit courses, workshops, and seminars.
- To contribute to the development of business and industry and the community through customized education, job training, and retraining.
- To provide a seamless education system by collaborating with area secondary and postsecondary institutions.
- To provide support services and activities to enable students to develop and achieve educational, personal, and career goals.
- To provide opportunities that allow employees to remain current in their respective positions.
- To provide a planning and management system for the allocation of resources to enhance personnel, programs, facilities, technology, and equipment.
- To provide a positive image through marketing and public relations activities.
- To provide an institutional development program to enhance the college mission.
- To provide research and assessment to enhance planning and decision-making.

Board Approval: November 2002

BOARD OF DIRECTORS

STATE BOARD OF TECHNICAL AND ADULT EDUCATION

Augusta Technical College is a unit of the Georgia Department of Technical and Adult Education and is under the policy and administrative control of the State Board of Technical and Adult Education. This Board provides overall policies for the management of the College to ensure that the needs of the citizenry and business and industry are met to the highest possible degree and in the most cost-effective and efficient manner. The Board elects a Commissioner and, under his/her supervision, presidents of the technical colleges, who are given the responsibility and authority for the administration of the system in accord with adopted policies.

Mr. Michael Vollmer, Commissioner
Mr. George L. Bowen, III
Mr. Don Chapman
Mr. Ben Copeland
Mr. Michael C. Daniel*
Ms. Sharon H. Douglas*
Ms. Mary Paige Flanders*
Mr. Cedric Johnson

Mr. Warren Rhubarb Jones
Mrs. L. McGrath Keen, Jr. *
Ms. Debra Lyons
Ms. Ann Purcell*
Mr. Tyre Rakestraw, Jr.
Dr. Sandra B. Reed
Mr. Emerson E. Russell
Mr. Harold R. Reynolds

Mr. Allen Rice
Mr. Steve Rieck
Mr. Earl E. Smith*
Mr. Larry G. Snellgrove*
Mr. Jimmy Tallent*
Mr. Ben J. Tarbutton, Jr.*

**Member-at-Large*

AUGUSTA TECHNICAL COLLEGE BOARD OF DIRECTORS

The College is governed by a local Board of Directors. Each member's name is submitted to and approved by the State Board of Technical and Adult Education.

The local Board of Directors meets on the fourth Thursday of each month, except June, and a combined meeting is held for November and December. The local Board sets policies for the College consistent with policies established by the State Board of Technical and Adult Education. Responsibilities include reviewing and approving the College mission and goals, short and long-range plans, facilities expansion, program additions and changes, and the annual budget before submission to the State Board.

Ms. Tommie Aaron
Mr. Warren Daniel
Mr. Walter Dukes
Mr. Dub Harper
Ms. Elizabeth Holden

Mr. Larry Jones
Mr. Brett McGuire
Mr. Robert C. Osborn, Jr.
Ms. Irma Riddick
Mr. J. Foster Wylie

AUGUSTA TECHNICAL COLLEGE FOUNDATION BOARD OF TRUSTEES

The College Foundation, Inc. is a non-profit foundation established in 1987. The Foundation is governed by a local Board of Trustees responsible for providing scholarships, endowments, and research grants to promote education at the College. The Board cultivates and coordinates grants and other funds, and property from business, industry, foundations and friends of the College.

Mr. Marshall Brown
Dr. Nelson Brown
Dr. Thomas Clark
Mr. Terry Elam
Dr. Paul Fischer
Mr. Larry Fletcher
Mr. Joseph W. Gambill
Mr. Randall W. Hatcher
Mr. James L. Kendrick

Ms. Dot M. Knox
Mr. Ric Lichtenberg
Ms. Ashley B. Long
Mr. Bud Lunceford
Mr. Timothy F. Maund
Dr. Charvette Monroe
Dr. Joan C. Puryear
Mr. Joseph J. Rogers
Mr. Patrick E. Sizemore

Mr. Thomas Sizemore
Mr. John P. Smith
Dr. John P. Strelec
Ms. Shelia Stuberfield
Mr. Kenneth L. Usry
Mr. L.T. Walden, Jr.
Ms. Pat M. Walker

ACCREDITATION

Augusta Technical College is accredited by the Commission on Colleges of the Southern Association of Colleges and Schools (1866 Southern Lane Decatur, Georgia, 30033-4097: Telephone Number 404-679-4501) to award Associate of Applied Technology Degrees, Diplomas, and Technical Certificates of Credit.

Certain programs have achieved special professional accreditation as listed below.

PROGRAM	YEAR ACCREDITED	ACCREDITING AGENCY
Automotive Technology	2001	National Automotive Technician's Education Foundation
Occupational Therapy Assistant	2000	The Accreditation Council for Occupational Therapy Education
Cardiovascular Technology	1994	The Council on Accreditation of Allied Health Education Programs, Joint Review Committee on Education in Cardiovascular Technology
Early Childhood Care and Education Lab School Component	1990	National Academy of Early Childhood Programs
Dental Assisting	1971	Commission on Dental Accreditation of the American Dental Association
Mechanical Engineering Technology	1991	The Technology Accreditation Commission of the Accreditation Board for Engineering and Technology
Medical Assisting	1975	The Council on Accreditation of Allied Health Education Programs, American Association of Medical Assistants
Patient Care Assistant	1994	Georgia Medical Care Foundation, State of Georgia Department of Medical Assistance
Practical Nursing	1961	Georgia Board of Examiners of Licensed Practical Nurses
	1988, 1997	National League for Nursing Accrediting Commission
Respiratory Therapy Technology	1981	The Council on Accreditation of Allied Health Education Programs, Joint Review Committee for Respiratory Therapy Education
Surgical Technology	1993	The Council on Accreditation of Allied Health Education Programs, Accreditation Review Committee for Educational Programs in Surgical Technology

Locations

The Augusta Campus is located at 3200 Augusta Tech Drive off of Deans Bridge Road (U.S. Highway 1). This campus is a multi-million dollar facility located on a wooded 70-acre site. The Thomson/McDuffie Campus is located at 388 Tech Drive N. W., Thomson, Georgia. The Waynesboro/Burke Campus is located at 216 Highway 24 South in Waynesboro, Georgia.

Instructional Programs

Associate Degree, Diploma, and Technical Certificate of Credit Programs are offered by the College to develop the necessary knowledge, skills, and attitudes required for employment in career occupations. At this time, students are enrolled in programs in the four following areas: Allied Health, Business, Industrial Technology, Information & Engineering Technology, and Personal Services. All programs are offered on a full-time basis, and range in length from one quarter to two years. Many of the program courses are offered at night.

Learning Support courses enhance skills in math, English, and reading for diploma and degree-seeking students. Continuing Education provides short-term classes, workshops, conferences, seminars, and community enrichment courses. Economic Development offers training services for new and/or existing companies, customized training, and highly specialized skill training.

Advisory Committees

High instructional standards are maintained through the assistance of the College program advisory committees. Occupational program advisory committees work closely with their respective programs and provide advice on the adequacy of equipment, instruction, and graduates' job performance capabilities. Each occupational program at the College has an advisory committee.

Guarantee

The Georgia Department of Technical and Adult Education has developed curriculum standards with the direct involvement of business and industry. These standards serve as the industry-validated specifications for each program of study and allow the College to offer its business partners this guarantee:

“If one of our graduates, who was educated under a standard program, and his/her employer agrees that the employee is deficient in one or more competencies as defined in the standards, Augusta Technical College will retrain that employee at no instructional cost to employee or employer.”

This guarantee applies to graduates who are employed in their fields of training. It is in effect for a period of two years after graduation.

SERVICE AREA PROFILE

The College five-county service area is composed of Burke, Columbia, Lincoln, McDuffie and Richmond counties. Table I shows the population and projected population by county. Columbia County is projected to experience the largest percentage increase in population while the remaining four counties have more modest growth projections.

**TABLE I
COUNTY POPULATION**

	ACTUAL POPULATION	PROJECTED POPULATION	
	<u>2005</u>	<u>2010</u>	<u>2020</u>
BURKE	23,189	22,936	23,679
COLUMBIA	100,589	117,857	134,053
LINCOLN	8,398	8,894	9,348
McDUFFIE	21,517	23,597	24,684
RICHMOND	196,265	205,899	210,955

Source: Georgia Department of Community Affairs – Year 2005

Table II gives the educational levels by county for the College service area.

**TABLE II
EDUCATIONAL ATTAINMENT LEVELS
BY COUNTY**

	Adults with High School Diploma	Adults with at least Bachelor's Degree
Counties	Percent	Percent
Columbia	87.9%	32.0%
Richmond	78.0%	18.7%
Lincoln	71.0%	10.1%
McDuffie	66.7%	11.7%
Burke	64.9%	9.5%

Source: Georgia Department of Community Affairs – Year 2005

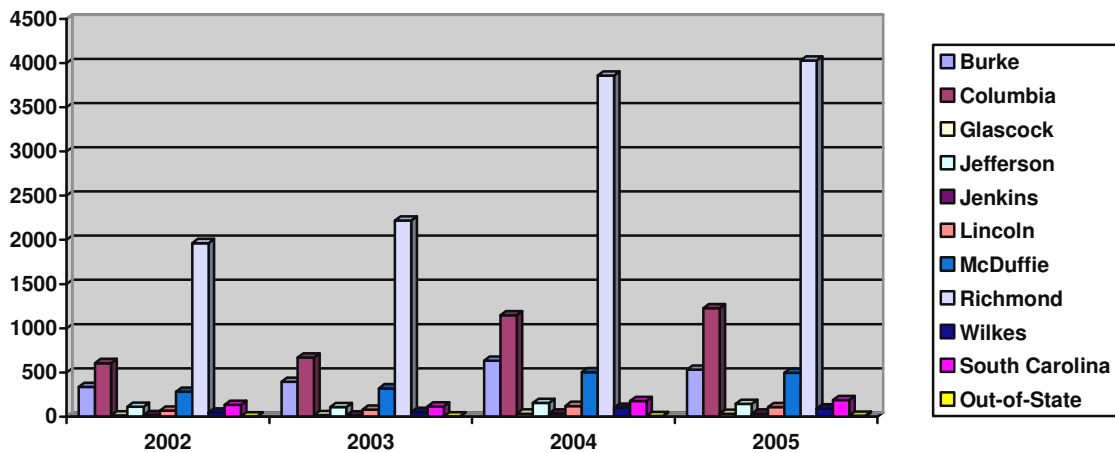
STUDENT PROFILE

Table III presents enrollment trend data by Georgia and South Carolina counties in the College service area and nearby counties.

**TABLE III
AUGUSTA TECHNICAL COLLEGE
CREDIT ENROLLMENT TREND DATA
BY COUNTY/STATE OF RESIDENCE**

GEORGIA	2002	2003	2004	2005
Burke	338	395	633	532
Columbia	606	669	1146	1228
Glascok	13	18	34	33
Jefferson	112	109	154	144
Jenkins	19	14	36	34
Lincoln	67	78	121	108
McDuffie	282	320	504	495
Richmond	1963	2218	3858	4029
Wilkes	48	52	102	92
South Carolina	135	115	178	189
Out-of-State	4	4	8	11

Data Source: DTAE Data Center Report #DC 122



Enrollment trend data for 2002-2005 are given in Table IV. Enrollment in credit programs increased from 2002 to 2005. Adult Literacy experienced a continuing yearly increase in enrollment.

TABLE IV
AUGUSTA TECHNICAL COLLEGE
ENROLLMENT TREND DATA FOR CREDIT,
ADULT LITERACY, AND CONTINUING EDUCATION

	FY 2002	FY 2003	FY 2004	FY 2005
Credit	6184	6601	7039	7080
Adult Literacy	4058	4185	4270	5381
Continuing Education	2004	1795	1405	1349

Data Source: DTAE Data Center Post #663

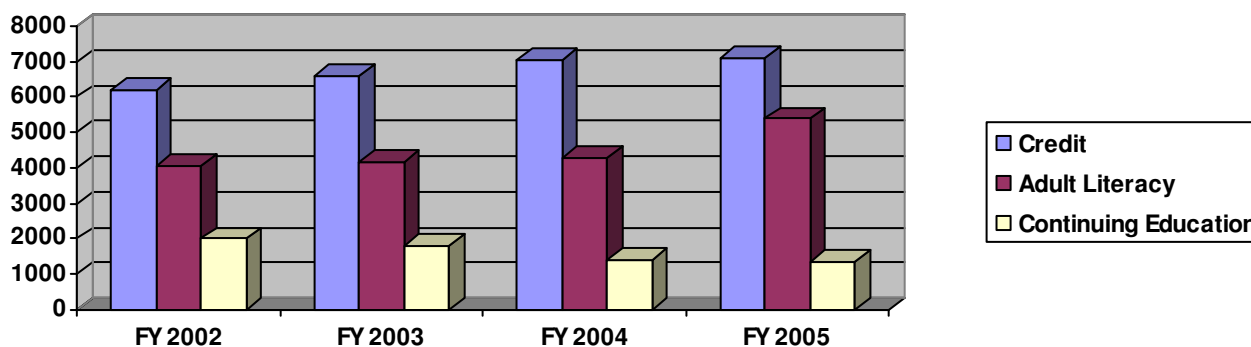


TABLE V
AUGUSTA TECHNICAL COLLEGE
TREND DATA CREDIT ENROLLMENT
BY ETHNIC BACKGROUND

	FY 2002	FY 2003	FY 2004	FY 2005
American Indian	24	23	25	30
Asian	89	104	112	105
Black	3337	3643	3817	3737
Hispanic	116	125	174	198
White	2494	2597	2792	2843
Other	124	109	119	153

Data Source: DTAE Fiscal Year College Snapshot, Report DC185, FY 2005

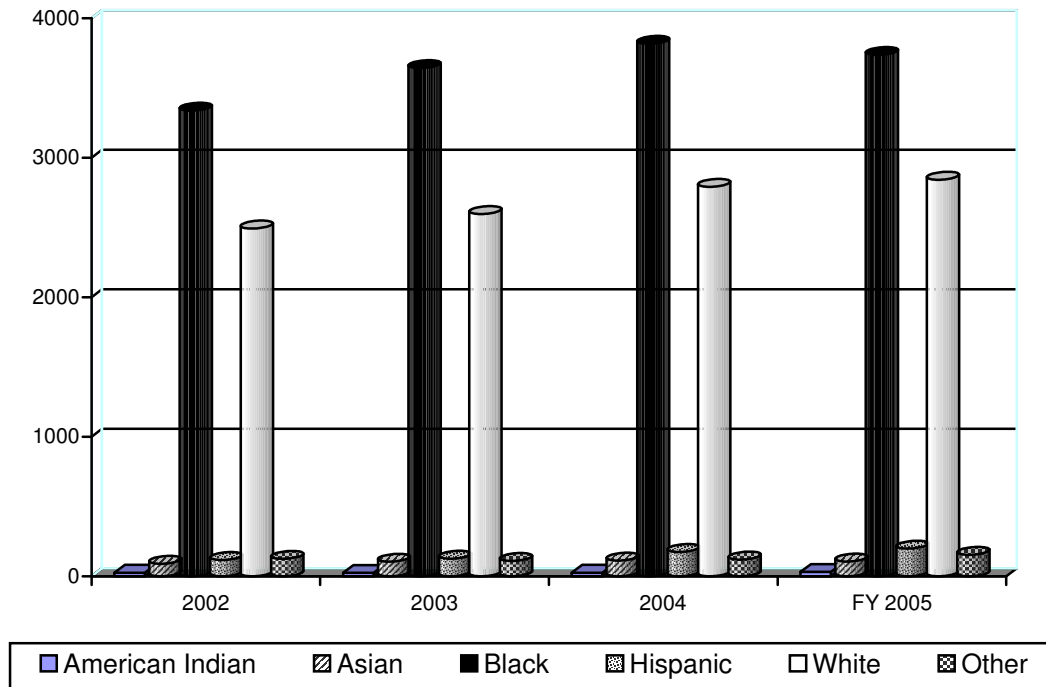


TABLE VII
AUGUSTA TECHNICAL COLLEGE
FALL QUARTER CREDIT ENROLLMENT BY AGE GROUPS

Age	Fall 2003		Fall 2004		Fall 2005	
	#	%	#	%	#	%
16-20	1032	25%	1012	23%	1054	25
21-25	1066	26%	1190	27%	1040	25
26-30	612	15%	675	15%	622	15
31-35	453	11%	538	12%	491	12
36-40	369	9%	364	8%	348	8
Over 40	584	14%	659	15%	616	15

Data Source: DTAE Data Center Post #651

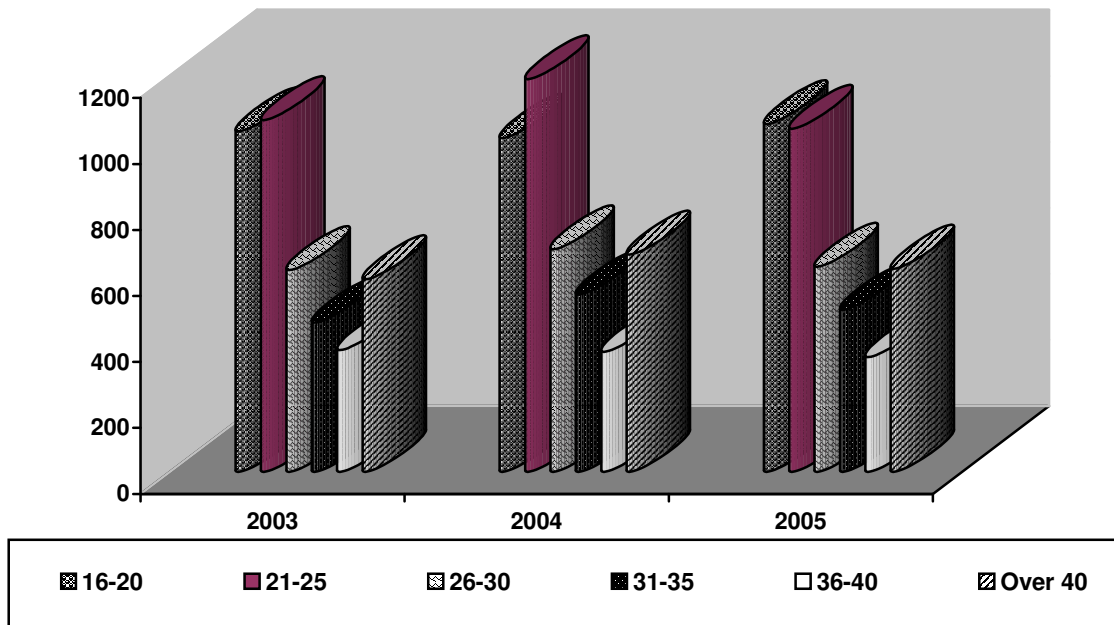


TABLE IX
AUGUSTA TECHNICAL COLLEGE
FULL-TIME AND PART-TIME CREDIT ENROLLMENT

	Full-time	Percent Change	Part-time	Percent Change	Total Enrollment
Fall 2003	2181	9.5%	2257	6.3%	4438
Fall 2004	2109	-3.3%	2280	1.0%	4389
Fall 2005	1986	-5.8%	2185	-4.2%	4171

Source: DTAE Data Center, Post 6A1 and DTAE Data Center, Re; # DC 115

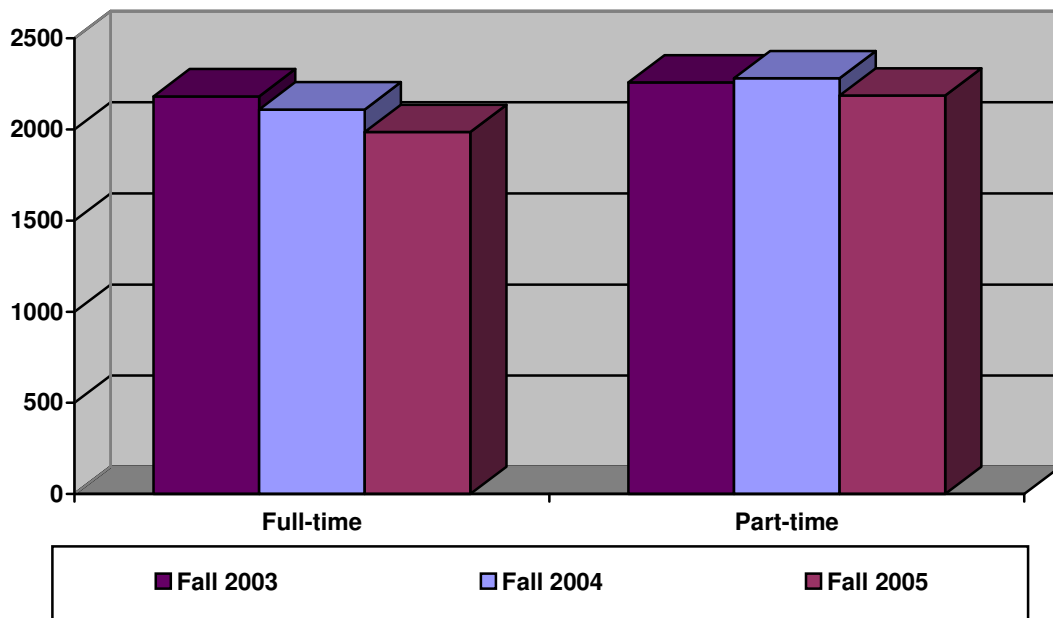


TABLE X
AUGUSTA TECHNICAL COLLEGE
CREDIT ENROLLMENT BY EDUCATION LEVEL

	Less than 12		GED		High School		1 – 3 Years College		Bachelors Degree		> Bachelors	
	#	%	#	%	#	%	#	%	#	%	#	%
Fall 2003	63	1	517	12	2590	58	1199	27	63	1	6	0
Fall 2004	168	4	483	11	2273	52	1387	32	69	2	9	0
Fall 2005	172	4	491	12	2141	51	1305	31	60	1	2	0

Source: DTAE Data Center, Post 641

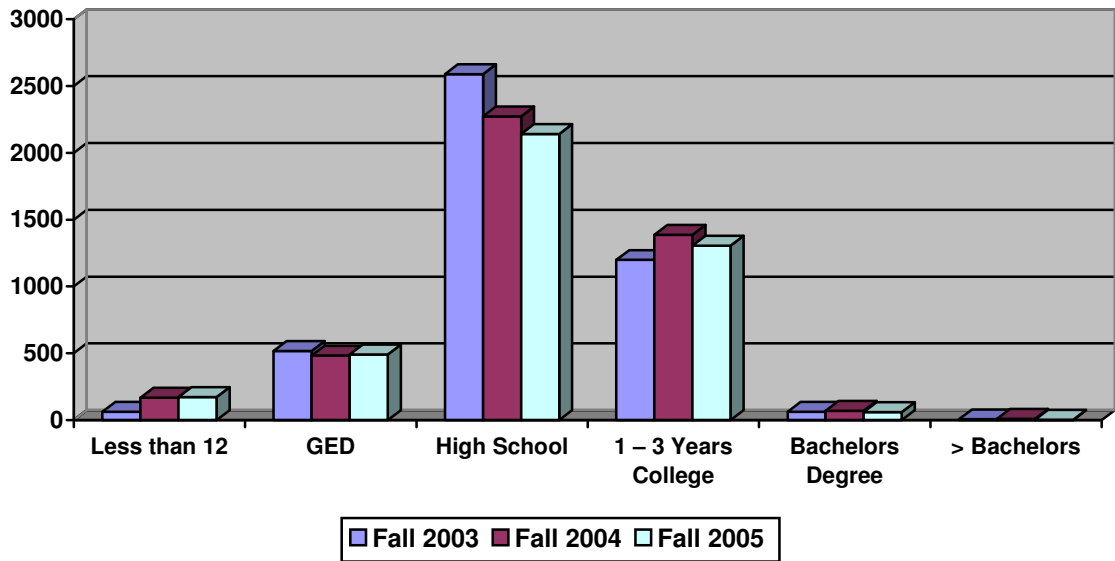
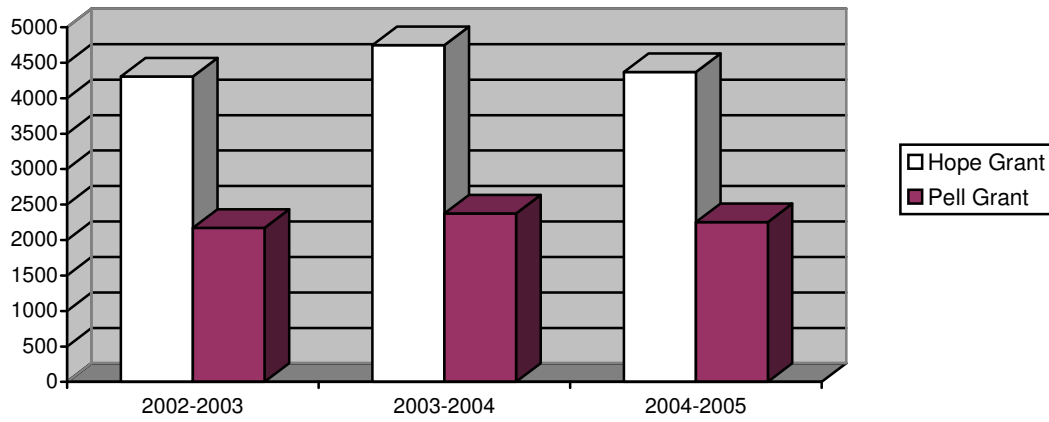


TABLE XI
AUGUSTA TECHNICAL COLLEGE
FINANCIAL AID RECIPIENTS
FOR
HOPE AND PELL GRANTS

	FY 2002-2003	FY 2003-2004	FY 2004-2005
Hope Grant	4306	4749	4369
Pell Grant	2173	2374	2253

Data Source: DTAE Data Center Report #DC 129



The College strives to educate highly qualified, employable graduates in order to fulfill its mission and goals. Table VIII gives the placement percentage for degree, diploma, and technical certificate of credit graduates. The graduate placement average for 1992-2005 is 95.9 percent.

**TABLE VIII
GRADUATE PLACEMENT SUMMARY**

<u>Year</u>	<u>Placement</u>
1992	98%
1993	97%
1994	91.3%
1995	93.1%
1996	93.1%
1997	94.6%
1998	98%
1999	93%
2000	94.6%
2001	96.3%
2002	97.8%
2003	98.8%
2004	98.5%
2005	98.1%

Employment Placement Rate 95.9% (14 year average)

Source: KMS Data Center

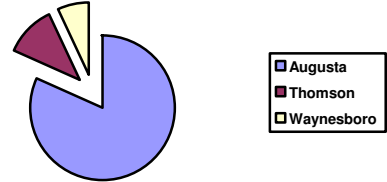
TABLE XII
AUGUSTA TECHNICAL COLLEGE
SUMMARY STATEMENT OF FUNDS AVAILABLE AND EXPENDITURES
YEARS ENDING , JUNE 30, 2003, JUNE 30, 2004, AND JUNE 30, 2005

	June 30, 2003	June 30, 2004	June 30, 2005
Funds Available	21,759,343	25,269,754	23,342,200
Expenditures	21,135,962	24,690,546	22,225,394

END OF YEAR SUMMARY REPORT FY 2005 SNAPSHOT

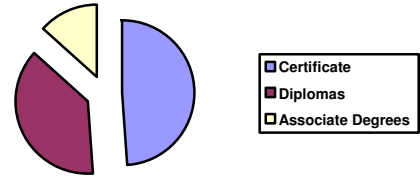
Credit Enrollment by Campus (unduplicated)

▪ Augusta Campus (86%)	6083
▪ Thomson-McDuffie Campus (12%)	852
▪ Waynesboro-Burke Campus (07%)	<u>514</u>
Unduplicated Total	7080



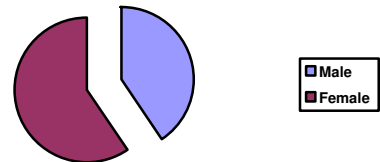
Awards Conferred (duplicated)

▪ Technical Certificates of Credit (49%)	784
▪ Diplomas (38%)	604
▪ Associate Degrees (13%)	<u>214</u>
Total Awards Conferred	1602



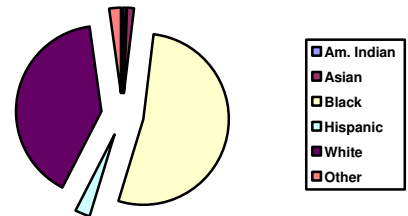
Gender

▪ Male (40.5%)	2869
▪ Female (59.5%)	<u>4211</u>
Total	7080



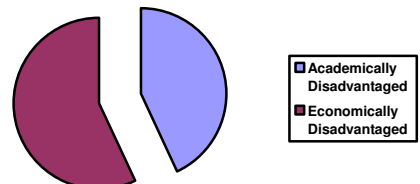
Race and Ethnicity

▪ American Indian (.4%)	30
▪ Asian (1.5%)	105
▪ Black (52.8%)	3737
▪ Hispanic (2.8%)	198
▪ White (40.2%)	2843
▪ Other (2.3%)	<u>167</u>
Total	7080



Academically & Economically Disadvantaged Students

▪ Academically Disadvantaged	1867
▪ Economically Disadvantaged	2463
▪ Total (unduplicated)	3681



Students Taking Online Courses

- 1602 students (22.6%) took at least one course online.

